



# Portfolio

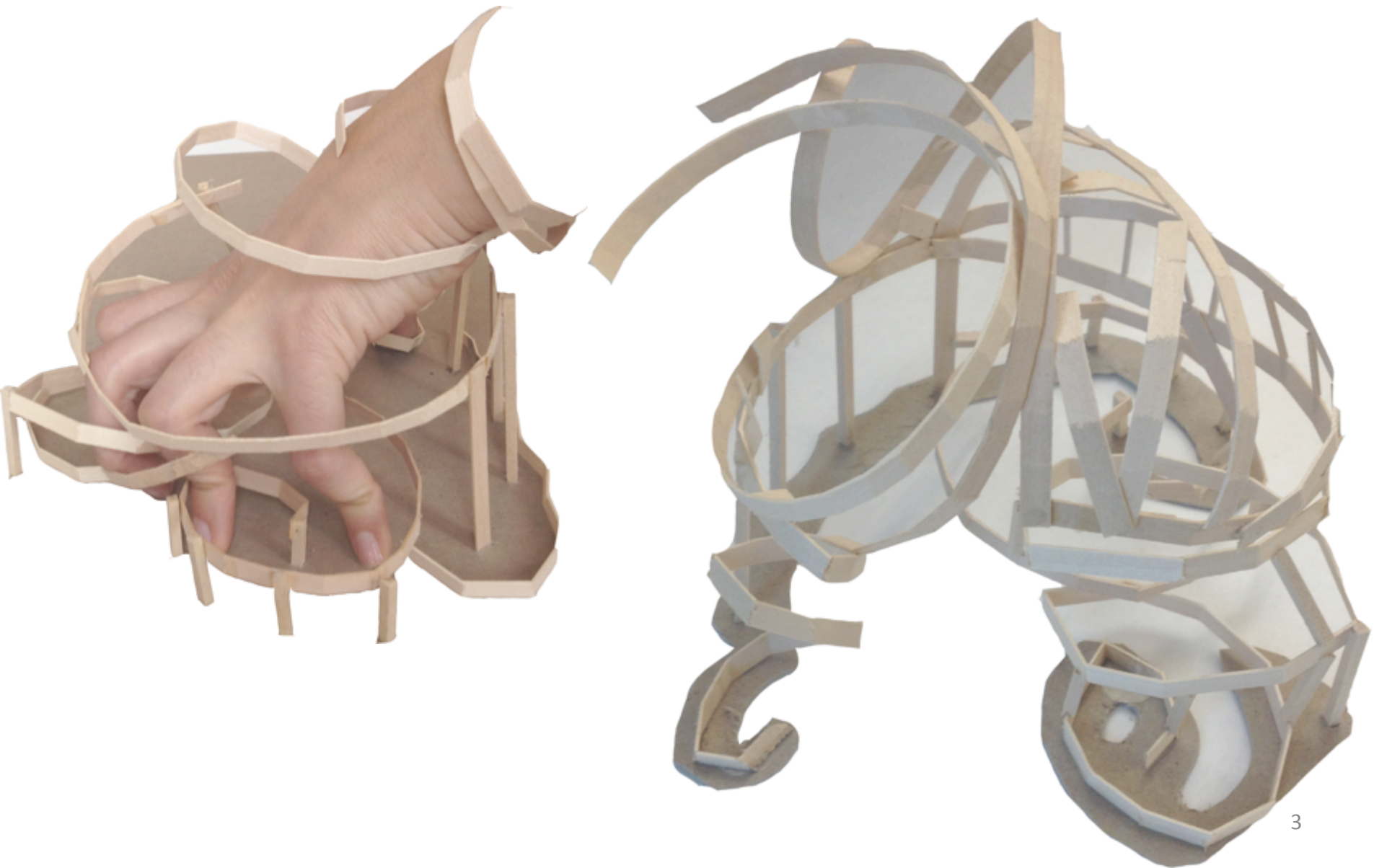
Suzy  
Bishara



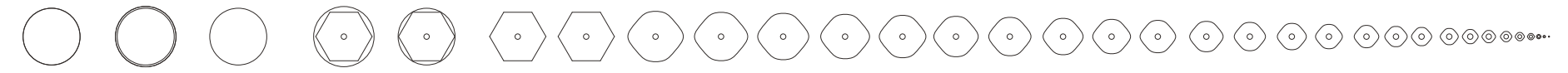


# Index

Perceptions: A device to immobilize the hand-----	3
Abstraction: Pencil Transformation-----	4-5
Abstraction: The Recycle Pod-----	6-7
Design I: The Slide Spa-----	8-9
Design I: the Market-----	10-11
Archaeological Dig in Hippos Israel-----	12
Competition Entries-----	13-17
Design II: Library on East Broadway-----	18-19
Case Study-----	20-21

A device to immobilize the hand



The transformation of a recyclable object in this case, a pencil. The lead in the pencil is exposed by the shedding of the wood encasing, whether it be sharpened with a sharpener or sectioned with a blade it produces unique shapes that are potentially useful for new products.





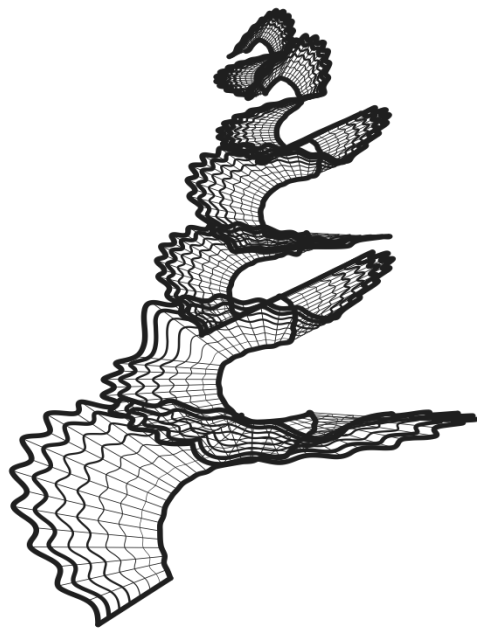

21 Bild 252 in der 1. Reihe

21 Bild 252 in der 1. Reihe

11 Bild 252 in der 1. Reihe

11 Bild 252 in der 1. Reihe

# The Pencil and The Sharpener




# The Recycle Pod

@ Times Sq .




A recycle pod that would be installed in time's square. The Pod has three different façades, each representing a recyclable element (aluminum, plastic and paper.) On each sheet are facts about recycling that specific element. positive facts are curvy and negative facts are angular the curves reflect the organic human outcome while the angular reflect modern industrialization and its impact.



# The Slide Spa

The sponge material that makes up the roof is made to absorb rain water as well as filter recycled water from the building. The thermal path of the water begins at the third level where the hot tub houses the hottest water in the building, as the water cools down, it is heavier and falls to the bottom where it flows to the warm pool and finally ending up in the cool pool.






# The Water path down the levels through the sponge

- 1. The water is first absorbed through the sponge in the steam room where it is heated by the sunlight coming through the glass shelter
- 2. Filtered water is stored in the storage room, where it flows to
- 3. The shower behind it, then to
- 4. The hot tub below, where the water is channeled away from
- 5. The sauna room to keep it dry

# The thermal path of the water


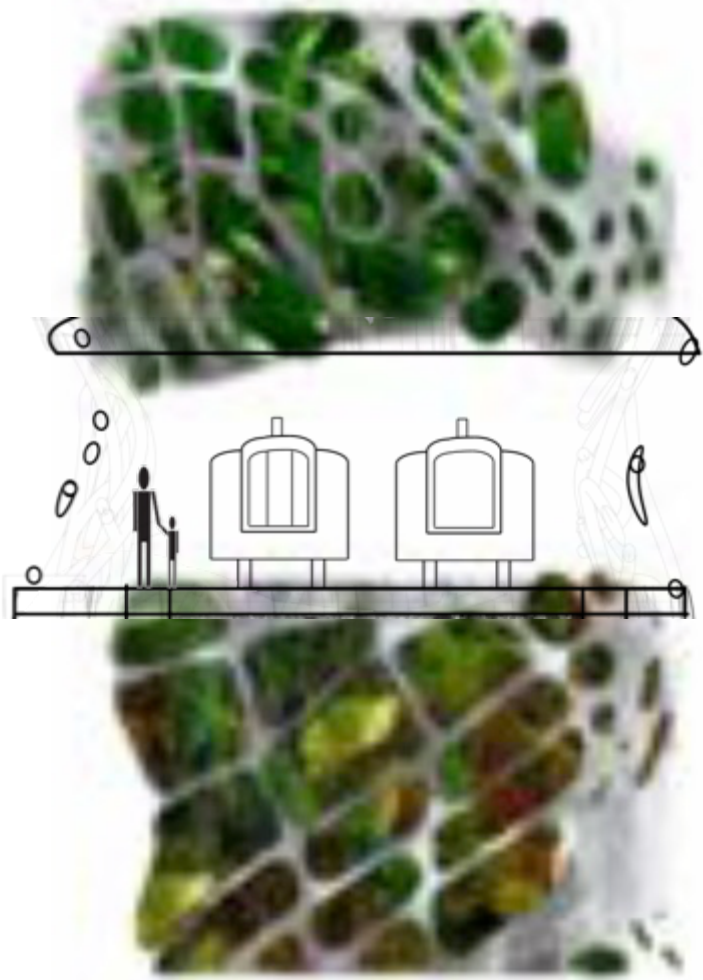
- 4. When the water cools down it drips to the level below in which is
- 6. The warm water pool, furthermore the water cools by passing through
- 7. The exposed water slide at the street level and finally streaming underground
- 8. To the cool pool



# T h e M a r k e t

The marketplace in Spanish Harlem. An above street level train station, having unused walls and ceilings which can be utilized as lattice frame for vegetation growth and irrigation, making it an ideal location for a marketplace serving the consumer conveniently.





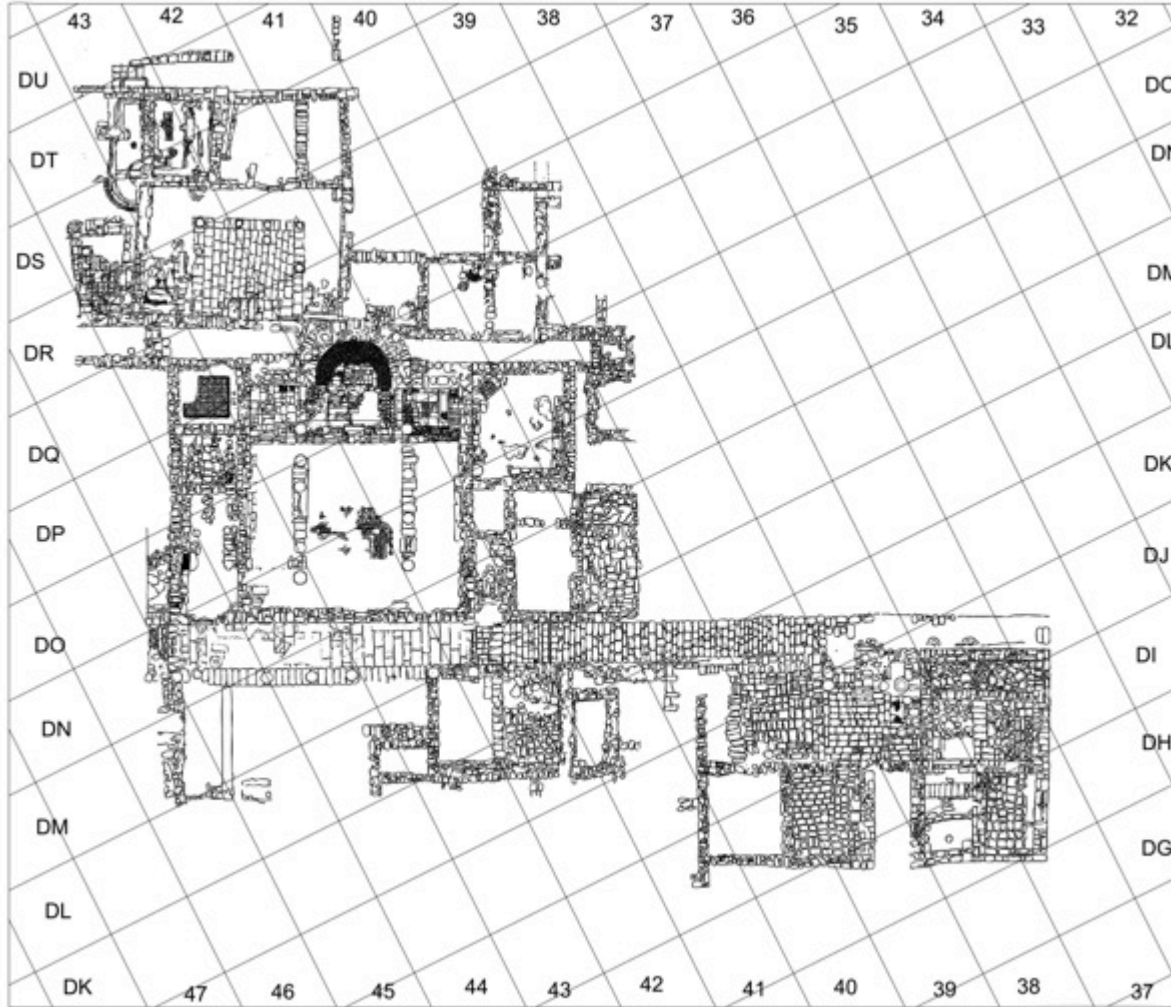
3 Top Level

2 Above Track Level

112th street

0 Below Ground Level

# Drawing from Archeological Dig Site in Hippos Israel



The Battery Conservancy

Draw up A Chair

2012



Side view of the removable slab

31 inches



Top view of the removable slab

31 inches



To stack the Bench Chairs, the slab is removed and the chairs are aligned side to side interlocking C shapes



# The Bench chair at the Battersey Park

The piece of furniture has an interchangeable use between chair and bench. The bench is to be used when the seated wants to interact and view the happenings of the park While the chair is meant to provide a semiprivate space in a public park for its seated. The slab of the chair is located 18 inches high in order to provide for the most comfortable seating according to medical literature. The curvature on the surface of the bench is meant to accommodate the contours of the body. The material is a heavy duty plastic in order to serve as a prop for amateur gymnastic activity at the park. Once the removable slab is removed from the chair, the chairs can interlock in C shapes shown below and may provide for a wall or exhibit space at the park. The suggested solid plastic could be engraved with large letters on the top side of the bench. The solid plastic could also be interchanged with hollow, or pattern plastic in order to reduce its weight. The simplicity of the chair gives potential to the rise of many uses by the inhabitants of the park giving rise to creativity.



32 inches

Perspective View



# T h e B i r d h o u s e

Competition for the Levy Gallery

Urbanization has caused the loss of habitat for many birds. This leaves overgrowth room for insects, rodents and disturbs the ecosystem. In order to restore the balance, we have to actively provide nests to lure the birds back and restore the ecosystem. The birdhouse I propose has a diameter of 8 inches with the lowest height on the edge of the roof is 9 inches high. and the highest being 13 inches. The opening for the nest is 1 1/4 inch wide in order to allow blue birds and deter larger predators. The exterior is made out of wood in order to blend in a garden. The bottom is removable to facilitate cleaning of the birdhouse in between seasons.



# The Steps at Porto



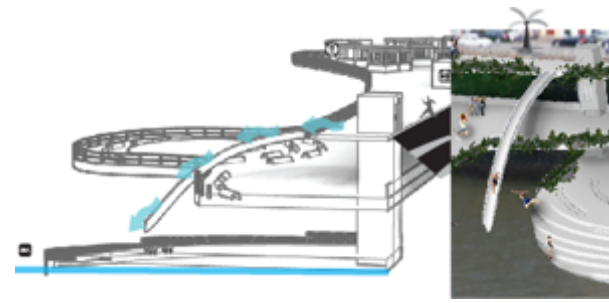
Or the street level. This level is an extension to the sidewalk. It has both a pedestrian and bike path. There is a large protrusion towards the bridge, which contains a bar, kiosks and possibly a water fountain to ease the summer. There is a slide next to the elevator that has an easy slope to allow for direct access to the river from the street. There is a restroom, changing and locker room to allow people to leave their belongings and delve into the river. The way the level is protruded provides shade for the two levels below.

This is the level right below the ground level. It serves both as a sundeck and a performance space. Stairs and an elevator from the level above can access it. The performance space is protruded in a way to be visible for those in the level above sitting at the bar or shopping at the kiosks as well as those resting on the level below and if loud enough it could be heard by those swimming in the river.

This is the bottom most level. It can be accessed by the elevator or two wide stairways. The first stairway connects it to the -1 level right above while the second stairway leads directly to the ground level. This level has a sundeck that gets spots of light and shade by the levels above it. It has a restaurant, changing rooms as well as bathrooms. There are two enclosed pools. There is a pier to allow medium to small size boat access and loading dock. The main attraction of this level is the steps. While they accommodate for the changing level of the water, they serve as a semi-wet space. It is the next best thing to a graded beach. Not all of it would be exposed all the time, as during the high tide most of it should be covered by water. But as the water recedes this transitional space could be populated by those who don't want to swim yet dip their feet and hands into the water to cool down.










The Steps at Porto would be an attraction to both the inhabitants and tourists at Porto. The interaction between the water and the steps between the high and low tide will provide a different experience to frequenters during different times and seasons. Along with emphasizing the change along time, the development has many different attractions. The slide provides direct access to the river from the street. This is seldom found and it provides any walker exhausted from the heat or attracted to the water to literally slide three stories down into the open water and go for a swim. Meanwhile the performance area is made to be seen from many different angles and would only be limited by the intensity of the sound and the distance in vision. Whether occasionally grabbing special food from the kiosks or regularly using the dock to row, the Steps at Porto will keep people returning for its pleasantly unique features.

# Library on Pike and East Broadway

The structure, its scale, orientation and what it adds to our environment





55 Longitudinal Section




56 Cross Section





Scale 1/16" = 1'-0"

A performance comprises audience and performers. The audience is inactive while the performers are highly active, both are sitting in the same theatre. Same will go for this library where those engaged in studies will have visual access to the performance presented by skateboarders and rock climbers



# Case Study

The monastery of Saint Martin in Mancelos, Portugal was built in the 11<sup>th</sup> century. It is number 51 out of 58 monuments on the Route of the Romanesque. It was built by a private entity and was later donated in the 16<sup>th</sup> century to a religious order by king King João III. The church is now a public building used for regular church services while the cloister is a run down private property. The objective by the Portuguese government is to buy the private portion and restore it into a public community space. The following images show preliminary proposals for the locale.



A l t e r n a t i v e s   f o r   f i x i n g   t h e   e x i s t i n g   d a m a g e s


C u r r e n t   S t a t e



O p t i o n   1



O p t i o n   2



T h e   E n d